



COVID-19 (Coronavirus)

Data is updated Monday - Friday. For questions, e-mail or text covid19@elkocountynv.net or call (775) 748-0204. Last updated 1/4/2021.

Confirmed cases are initially reported in the county where the patient is TESTED. Once the epidemiological investigation is performed, the case will be reported in the county where the patient resides.

3948
TOTAL CONFIRMED CASES

264
ACTIVE - CONFIRMED

3649
RECOVERED (PCR & ANTIBODY)

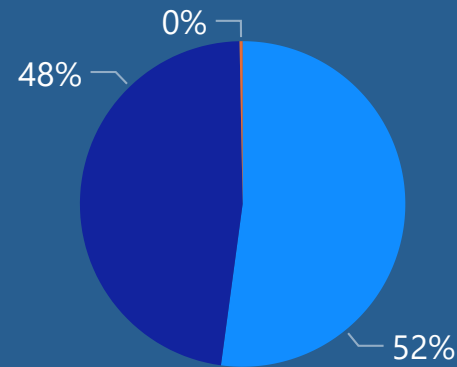
35
DEATHS

LOCATION	CONFIRMED CASES	ACTIVE CASES	RECOVERED CASES	% OF TOTAL CASES
CARLIN	82	10	72	2.08%
ELKO	1923	103	1813	48.71%
INSTITUTIONAL	97	2	79	2.46%
JACKPOT	24	0	24	0.61%
SPRING CREEK	1000	90	905	25.33%
TRIBAL	196	27	168	4.96%
UNDER INVESTIGATION	55	5	50	1.39%
WELLS	48	2	45	1.22%
WEST WENDOVER	523	25	493	13.25%

26,250
PCR TESTS PERFORMED

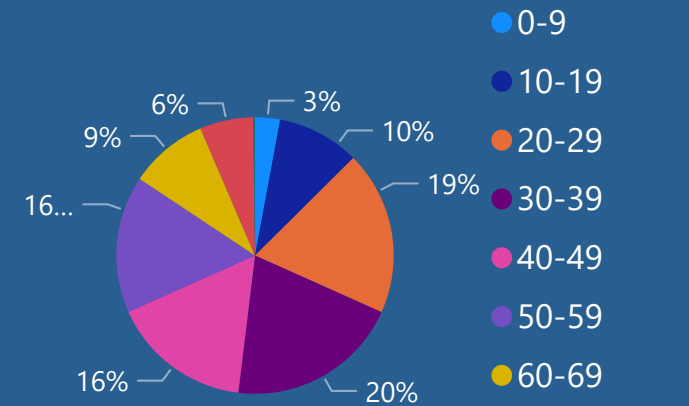
13
CURRENT HOSPITALIZATIONS

PATIENT GENDER



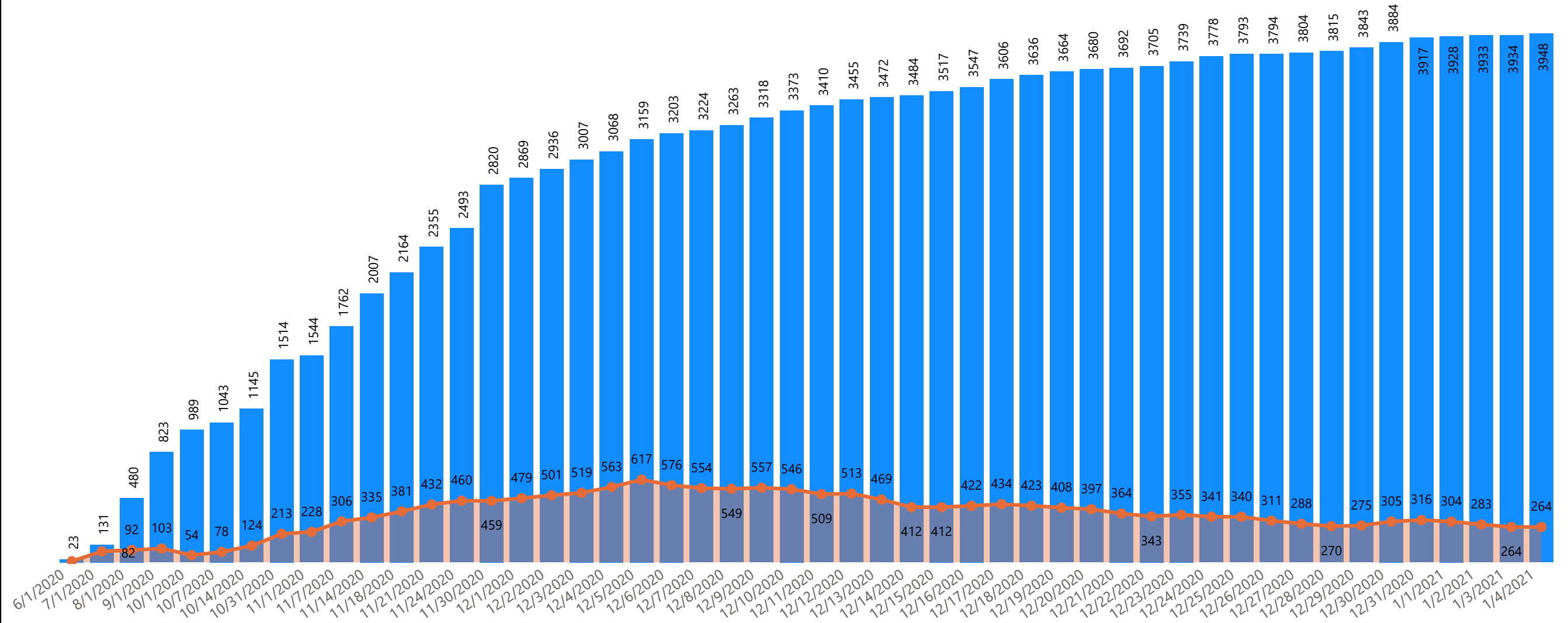
MALE FEMALE UNKNOWN

PATIENT AGE



0-9
10-19
20-29
30-39
40-49
50-59
60-69
70+
UNKNO...

TOTAL TESTS BY DATE, CONFIRMED AND ACTIVE CASES



CASES BY DATE

● TOTAL CONFIRMED CASES ● ACTIVE CASES

19.90%

TEST POSITIVITY RATE

1,075.00

CASE RATE PER 100,000

182

AVERAGE # OF TESTS / DAY PER 100K

The Test Positivity Rate, Case Rate Per 100,000, and Average # of Tests/Day per 100,000 data points are based on the Nevada Health Response dashboard. The methodology for calculating this data can be found at <https://nvhealthresponse.nv.gov>.